


busbar adapter 32 A (32 442)



Description

Article

Part No.: 32 442

EQUES® 60Classic

busbar adapter 32 A

2 adjustable mounting rails

54 x 200, with leads AWG 10 (6 mm²)

for busbars 12, 15, 20, 25, 30 x 5, 10 and section busbars

System

60Classic

Product group 05

Subgroup 21

pack size 4

EAN 4021267324421

Advantages of the product

Conductor ends ultrasonically sealed.

Click mechanism when pushing onto the busbar.

eCl@ss 6.1 27370304
eCl@ss 7.1 27370304
ETIM 4.0 EC001531
ETIM 5.0 EC001531

Approvals

Standards

IEC 61439-1:2011

Approvals

CSA, UL, Germanischer Lloyd



for UL feeder circuits >250V

Type number: EEC6032-L

UL file: E123577, UL category (for USA): NMTR <http://www.ul.com>

UL file: E123577, UL category (for Canada): NMTR7 <http://www.ul.com>

CSA file: 110285, CSA class: 3211-37 <http://directories.csa-international.org>

CCC approval: no certification required

Product data

Electrical data

Rated current (IEC): 32 A

Rated voltage (IEC) AC: 690
V

Rated current (UL): 30 A

Rated voltage (UL) AC: 600
V

Power dissipation:

The power dissipation at a typical load of 80% of the rated current results to 1.5 W.

(The power dissipation for operation with rated current would be 2.4 W.)

rated isolation voltage U_i (AC): 800
V
Rated surge voltage U_{imp} : 6 kV
max. permitted voltage (IEC) AC: 800
V
max. permitted voltage (IEC) DC: 800
V

short-circuit withstandability: the motor starter gives the protection to the adapter

Mechanical data

W x H x D: 54 x 200 x 63
Weight: 38 kg/100
Poles: 3-pole
for busbars: 12, 15, 20, 25, 30 x 5, 10 and section busbars

Material properties


Body: temperature stability 125°C,
self-extinguishing in acc. to UL 94,
creepage resistance CTI 600,
halogen-free
DIN rail: temperature stability 125°C,
self-extinguishing in acc. to UL 94,
creepage resistance CTI 550,
halogen-free
Screws: screw +/- (PZ1), galvanized, chromized

Conductor insulation: temperature-resistant up to 105 °C


Reference

For compact mounting of complete motor circuits with commercially available switchgear and safe mechanical and electrical connection to the busbar system.

Accessories



32 969
mounting rail end stop



32 963
side-mounted module for busbar adapters
attachable at both sides
9 x 200